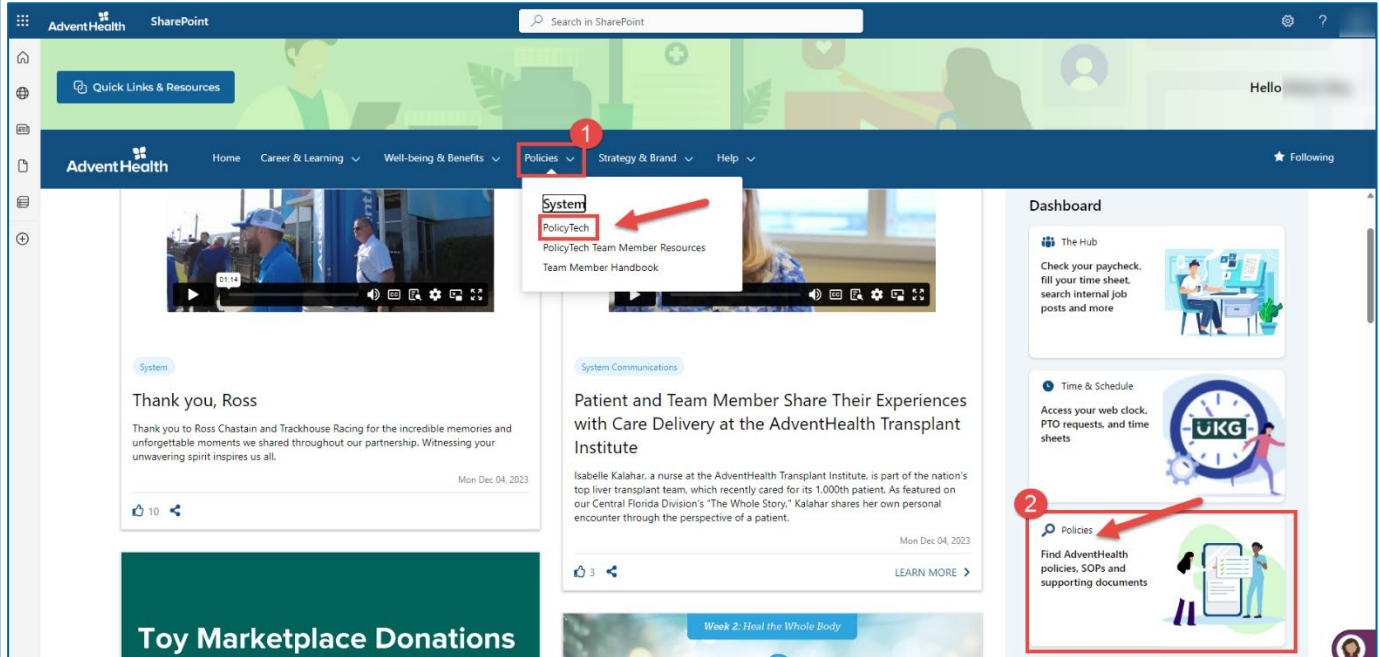


# Quick Guide: Accessing AdventHealth PolicyTech

## Logging into PolicyTech

Navigate to PolicyTech on the AdventHealth Connect site through [one of the following](#):

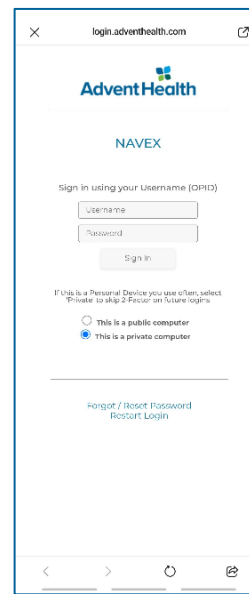
- 1) **Policies tab > PolicyTech**;
- 2) **Policies tile** under Dashboard;
- 3) navigate to this url: <https://adventhealth.policytech.com/>



PolicyTech is also accessible on your mobile devices via **Teams > Connect > Policies**

Please log in using your OPID and Password

You will be prompted enter a 2-factor authentication method via SecureAuth

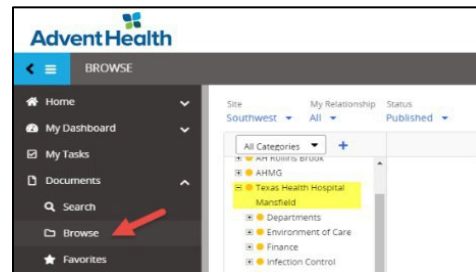
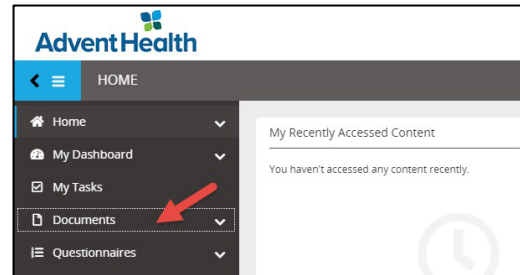


# Quick Guide: Finding AdventHealth Policies

## Accessing Policies – Search or Browse

There are two ways to access a document – through the **Browse** or **Search** functions:

- In the left panel click **Documents**
- Your view will default to **Browse**.  
This will allow you to browse company-wide and facility specific policies/SOPs by category.
- You will also see **Search**.  
This will allow you to search for a policy/SOP by **document name**, **reference number** or **keywords**, across all categories in your region, including company-wide policies.

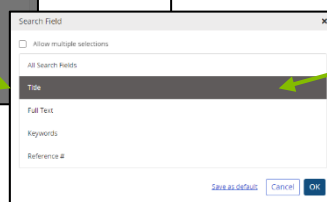
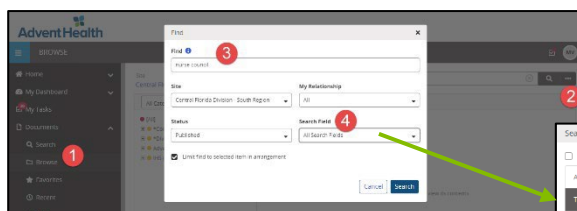


*\*Verify document location represents your region & facility. Company-wide policies are identified by a "CW" in the policy number.*

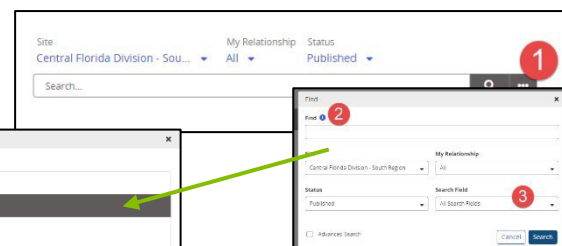
## Tips: Searching for Documents

When searching for documents, use Expand Search.

### Browse View



### Search View



For questions regarding policy content, please contact the document owner listed on the policy.

For questions regarding PolicyTech, please contact your site administrator or visit  
[PolicyTech Team Member Resources](#)